






















































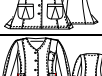


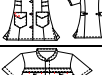




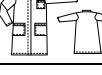
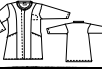

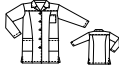
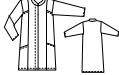

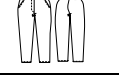
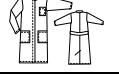

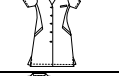
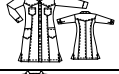

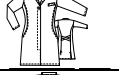
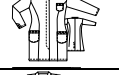



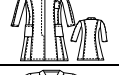
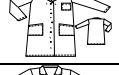
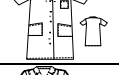

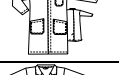
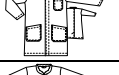
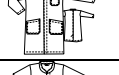

























| Skizze  | Bestell-Nr. | Farbe      | Arm | Bezeichnung                                   | Größen                       | Material  | Preis<br>EUR | Seite |
|---|-------------|------------|-----|---|------------------------------|---|--------------|-------|
|    | 11110       | Weiss      | -   | Damenhüftose<br>BASIC FIT<br>Lg. 78cm         | 34 - 46                      | 100% CO - Fein-Gabardine<br>Sanfor 190 g/m <sup>2</sup> | 17,20        | 19    |
|    | 11112       | Weiss      | -   | Damenschlupfhose<br>COMFORT FIT<br>Lg. 80cm   | XS - XXL                     | 100% CO - Fein-Gabardine<br>Sanfor 190 g/m <sup>2</sup> | 21,25        | 21    |
|    | 11130       | Weiss      | -   | Damenhose<br>BASIC FIT<br>Lg. 80cm            | 34 - 54                      | 100% CO - Gabardine<br>Sanfor 210 g/m <sup>2</sup>      | 20,35        | 20    |
|    | 11140       | Weiss      | -   | Damenhose<br>BASIC FIT<br>Lg. 82cm            | 34 - 48                      | 100% CO - NANO-ProTect<br>Sanfor 210 g/m <sup>2</sup>   | 21,65        | 19    |
|    | 11146       | Weiss      | -   | Damenhose<br>BASIC FIT<br>Lg. 82cm            | 34 - 48                      | 100% CO Gabardine<br>Sanfor 210 g/m <sup>2</sup>        | 22,40        | 17    |
|    | 11148       | Weiss      | -   | Damenhose<br>BASIC FIT<br>Lg. 82cm            | 34 - 46                      | 100% CO Soft Twill<br>Sanfor 230 g/m <sup>2</sup>       | 26,35        | 18    |
|    | 11149       | Weiss      | -   | Damenhose Extrakurz<br>BASIC FIT<br>Lg. 76cm  | 34 - 46                      | 100% CO Soft Twill<br>Sanfor 230 g/m <sup>2</sup>       | 25,20        | 18    |
|    | 11165-21    | Mittelblau | -   | Schlupfhose<br>COMFORT FIT<br>Lg. 82cm        | XS - XXL                     | 100% CO<br>Feingabardine<br>190 g/m <sup>2</sup>        | 25,90        | 21+53 |
|    | 11165-601   | Himbeer    | -   | Schlupfhose<br>COMFORT FIT<br>Lg. 82cm        | XS - XXL                     | 100% CO<br>Feingabardine<br>190 g/m <sup>2</sup>        | 25,90        | 21+53 |
|  | 11165-73    | Türkis     | -   | Schlupfhose<br>COMFORT FIT<br>Lg. 82cm        | XS - XXL                     | 100% CO<br>Feingabardine<br>190 g/m <sup>2</sup>        | 25,90        | 21+53 |
|  | 11168       | Weiss      | -   | Damenhose<br>BASIC FIT<br>Lg. 82cm            | 34 - 46                      | 100% CO<br>Feingabardine<br>190 g/m <sup>2</sup>        | 24,60        | 18    |
|  | 11200       | Weiss      | -   | Herrenjeans<br>Lg. 82cm                       | 44 - 60 , 94 - 110           | 100% CO - DENIM<br>Sanfor 290 g/m <sup>2</sup>          | 27,95        | 51    |
|  | 11200-04    | Weiss      | -   | Herrenjeans<br>ausgestellter Saum<br>Lg. 82cm | 44 - 64 , 90 - 114           | 100% CO - Gabardine<br>Sanfor 210 g/m <sup>2</sup>      | 25,90        | 51    |
|  | 11202       | Weiss      | -   | Herrenhose<br>Lg. 82cm                        | 44 - 64 , 90 - 106 , 24 - 29 | 100% CO - Soft Twill<br>Sanfor 220 g/m <sup>2</sup>     | 21,05        | 53    |
|  | 11210       | Weiss      | -   | Herrenjeans<br>Lg. 82 cm                      | 44 - 56, 90 - 106            | 100%CO - DENIM<br>290 g/m <sup>2</sup>                  | 26,60        | 51    |
|  | 12108       | Weiss      | -   | Damenhüftose<br>SLIM FIT<br>Lg. 80cm          | 34 - 46                      | 65%PES 35%CO<br>Gabardine 210 g/m <sup>2</sup>          | 22,40        | 15    |
|  | 12122       | Weiss      | -   | Damenhose<br>BASIC FIT<br>Lg. 62cm            | 34 - 48                      | 65%PES 35%CO<br>Gabardine 210 g/m <sup>2</sup>          | 20,60        | 15    |
|  | 12164       | Weiss      | -   | Damenschlupfhose<br>COMFORT FIT<br>Lg. 82cm   | XS - XXL                     | 65%PES 35%CO<br>Gabardine 210 g/m <sup>2</sup>          | 21,65        | 16    |
|  | 12220       | Weiss      | -   | Herrenhose<br>Lg. 82cm                        | 44 - 58                      | 65%PES 35%CO Gabardine<br>210 g/m <sup>2</sup>          | 22,60        | 52    |
|  | 12800       | Weiss      | -   | Unisexhose<br>COMFORT FIT<br>Lg. 80cm         | XS - 3XL                     | 65%PES 35%CO Gabardine<br>210 g/m <sup>2</sup>          | 20,50        | 16    |
|  | 12810       | Weiss      | -   | Unisexhose<br>COMFORT FIT<br>Lg. 80cm         | XS - XXL                     | 65%PES 35%CO Gabardine<br>210 g/m <sup>2</sup>          | 20,50        | 16+52 |
|  | 13250       | Weiss      | -   | Herrenhose<br>Lg. 82 cm                       | 44 - 58                      | 50% CO 50% PES<br>Gabardine 215 g/m <sup>2</sup>        | 22,90        | 52    |

| Skizze  | Bestell-Nr. | Farbe      | Arm | Bezeichnung                          | Größen                       | Material  | Preis<br>EUR | Seite |
|---|-------------|------------|-----|--------------------------------------|------------------------------|---|--------------|-------|
|    | 15128       | Weiss      | -   | Damenjeans<br>SLIM FIT<br>Lg. 82cm   | 34 - 46                      | 97% CO<br>3% EOL DOW-XLA<br>STRETCH-DENIM<br>270 g/m <sup>2</sup> | 26,90        | 13    |
|    | 15142       | Weiss      | -   | Damenjeans<br>SLIM FIT<br>Lg. 82cm   | 34 - 46                      | 97% CO<br>3% EOL DOW-XLA<br>STRETCH-DENIM<br>270 g/m <sup>2</sup> | 28,25        | 12    |
|    | 15152       | Weiss      | -   | Damenjeans<br>BASIC FIT<br>Lg. 82cm  | 34 - 48                      | 97% CO<br>3% EOL DOW-XLA<br>STRETCH-DENIM<br>270 g/m <sup>2</sup> | 27,20        | 13    |
|    | 15200       | Weiss      | -   | Herrenhose<br>Lg. 82 cm              | 44 - 60 , 90 - 114 , 24 - 30 | 97% CO<br>3% EOL DOW-XLA<br>STRETCH-DENIM<br>270 g/m <sup>2</sup> | 32,20        | 51    |
|    | 1662-3      | Weiss      | 3/4 | Bluse<br>RL. 60 cm                   | 34 - 48                      | 50% CO 50% PES Popeline<br>125 g/m <sup>2</sup>                   | 27,20        | 11    |
|    | 18118       | Weiss      |     | Damenjeans<br>BASIC FIT<br>Lg. 82cm  | 34 - 48                      | 50% CLY-TENCEL<br>50% PES<br>Twill 230g/m <sup>2</sup>            | 27,40        | 14    |
|    | 18146       | Weiss      |     | Damenhose<br>BASIC FIT<br>Lg. 82cm   | 34 - 48                      | 50% CLY-TENCEL<br>50% PES SATIN<br>215g/m <sup>2</sup>            | 25,40        | 14    |
|    | 21100-2     | Weiss      | 1/2 | Damenkasack<br>RL. 74cm              | 32 - 62                      | 100% CO - Fein-Gabardine<br>Sanfor 190 g/m <sup>2</sup>           | 19,00        | 36    |
|    | 21101-2     | Weiss      | 1/2 | Damenkasack<br>RL. 74cm              | 34 - 52                      | 100% CO - Fein-Gabardine<br>Sanfor 190 g/m <sup>2</sup>           | 19,00        | 35    |
|   | 21105-2     | Weiss      | 1/2 | Damenkasack<br>RL. 78cm              | 34 - 56                      | 100% CO - Gabardine<br>Sanfor 210 g/m <sup>2</sup>                | 23,90        | 33    |
|  | 21106-2     | Weiss      | 1/2 | Damenkasack<br>RL. 76cm              | 36 - 52                      | 100% CO - Gabardine<br>Sanfor 210 g/m <sup>2</sup>                | 25,60        | 33    |
|  | 21125-2     | Weiss      | 1/2 | Damenkasack<br>RL. 78cm              | 34 - 52                      | 100% CO - Gabardine<br>Sanfor 210 g/m <sup>2</sup>                | 25,95        | 35    |
|  | 21128-1     | Weiss      | 1/1 | Damenkasack<br>RL. 70 cm             | 34 - 52                      | 100% CO-Gabardine<br>Sanfor 210 g/m <sup>2</sup>                  | 23,90        | 33    |
|  | 21146-0     | Weiss      | 0   | Damenkasack ärmellos<br>RL. 74cm     | XS - XXL                     | 100% CO - Gabardine<br>Sanfor 210 g/m <sup>2</sup>                | 20,60        | 35    |
|  | 21154-2-21  | Mittelblau | 1/2 | Damenschlupfkasack<br>RL. 72 cm      | XS - XXL                     | 100% CO<br>Feingabardine<br>190 g/m <sup>2</sup>                  | 24,60        | 30    |
|  | 21154-2-601 | Himbeer    | 1/2 | Damenschlupfkasack<br>RL. 72 cm      | XS - XXL                     | 100% CO<br>Feingabardine<br>190 g/m <sup>2</sup>                  | 24,60        | 30    |
|  | 21154-2-73  | Türkis     | 1/2 | Damenschlupfkasack<br>RL. 72 cm      | XS - XXL                     | 100% CO<br>Feingabardine<br>190 g/m <sup>2</sup>                  | 24,60        | 30    |
|  | 21162-2-21  | Mittelblau | 1/2 | Damenschlupfkasack<br>RL. 66 cm      | XS - XXL                     | 100% CO<br>Feingabardine<br>190 g/m <sup>2</sup>                  | 25,60        | 31    |
|  | 21162-2-601 | Himbeer    | 1/2 | Damenschlupfkasack<br>RL. 66 cm      | XS - XXL                     | 100% CO<br>Feingabardine<br>190 g/m <sup>2</sup>                  | 25,60        | 31    |
|  | 21162-2-62  | Zart-Rosa  | 1/2 | Damenschlupfkasack<br>RL. 66 cm      | XS - XXL                     | 100% CO<br>Feingabardine<br>190 g/m <sup>2</sup>                  | 25,60        | 31    |
|  | 21162-2-751 | Hell-Olive | 1/2 | Damenschlupfkasack<br>RL. 66 cm      | XS - XXL                     | 100% CO<br>Feingabardine<br>190 g/m <sup>2</sup>                  | 25,60        | 31    |
|  | 21168-2     | Weiss      | 1/2 | Damenkasack<br>BASIC FIT<br>RL. 76cm | 34 - 48                      | 100% CO NANO-ProTect<br>210 g/m <sup>2</sup>                      | 19,00        | 33    |

| Skizze  | Bestell-Nr. | Farbe      | Arm | Bezeichnung                              | Größen   | Material                                    | Preis<br>EUR | Seite |
|---|-------------|------------|-----|--|----------|---|--------------|-------|
|    | 21172-2     | Weiss      | 1/2 | Damenkasack<br>RL. 78cm                  | 34 - 46  | 100% CO - Fein-Gabardine<br>Sanfor 190 g/m² | 18,60        | 34    |
|    | 21175-2-10  | Weiss      | 1/2 | Damenkasack<br>RL. 76 cm                 | 34 - 48  | 100% CO - Fein-Gabardine<br>Sanfor 190 g/m² | 23,80        | 32    |
|    | 21182-2     | Weiss      | 1/2 | Damenkasack<br>RL. 70 cm                 | 34 - 52  | 100% CO-Gabardine<br>210 g/m²               | 21,10        | 35    |
|    | 21196-2-21  | Mittelblau | 1/2 | Damenschlupfkasack<br>RL. 72 cm          | XS - XXL | 100% CO<br>Feingabardine<br>190 g/m²        | 25,90        | 30    |
|    | 21196-2-601 | Himbeer    | 1/2 | Damenschlupfkasack<br>RL. 72 cm          | XS - XXL | 100% CO<br>Feingabardine<br>190 g/m²        | 25,90        | 30    |
|    | 21196-2-73  | Türkis     | 1/2 | Damenschlupfkasack<br>RL. 72 cm          | XS - XXL | 100% CO<br>Feingabardine<br>190 g/m²        | 25,90        | 30    |
|    | 21210-2-21  | Mittelblau | 1/2 | Unisexkasack<br>COMFORT FIT<br>RL. 74 cm | XS - XXL | 100% CO<br>Feingabardine<br>190 g/m²        | 24,90        | 31+49 |
|    | 21210-2-601 | Himbeer    | 1/2 | Unisexkasack<br>COMFORT FIT<br>RL. 74 cm | XS - XXL | 100% CO<br>Feingabardine<br>190 g/m²        | 24,90        | 31+49 |
|    | 21210-2-73  | Türkis     | 1/2 | Unisexkasack<br>COMFORT FIT<br>RL. 74 cm | XS - XXL | 100% CO<br>Feingabardine<br>190 g/m²        | 24,90        | 31+49 |
|   | 21210-2-751 | Hell-Olive | 1/2 | Unisexkasack<br>COMFORT FIT<br>RL. 74 cm | XS - XXL | 100% CO<br>Feingabardine<br>190 g/m²        | 24,90        | 31+49 |
|  | 22116-2     | Weiss      | 1/2 | Damenkasack BASIC FIT<br>RL. 76 cm       | 34 - 50  | 65% PES 35% CO<br>Gabardine<br>210g/m²      | 23,40        | 25    |
|  | 22118-2-10  | weiss      | 1/2 | Damenkasack<br>RL. 76 cm                 | 34 - 52  | 65% PES 35% CO<br>Gabardine<br>210g/m²      | 22,90        | 26    |
|  | 22118-2-66  | Peach      | 1/2 | Damenkasack<br>RL. 76 cm                 | 34 - 52  | 67% PES 33% CO<br>Gabardine<br>195g/m²      | 24,10        | 26    |
|  | 22120-3-69  | Koralle    | 3/4 | Damenkasack<br>RL. 72 cm                 | 34 - 46  | 67% PES 33% CO<br>Gabardine<br>195g/m²      | 25,10        | 27    |
|  | 22122-0-10  | weiss      | o/a | Damenkasack ärmellos<br>RL. 80cm         | 36 - 52  | 65% PES 35% CO<br>Gabardine<br>210g/m²      | 16,50        | 27    |
|  | 22130-2     | Weiss      | 1/2 | Damenkasack<br>RL. 74cm                  | 34 - 48  | 65/35 PES/CO<br>210 g/m²                    | 24,10        | 25    |
|  | 22132-2-23  | Azurblau   | 1/2 | Damenschlupfkasack<br>RL. 72 cm          | XS - XXL | 67% PES 33% CO<br>Gabardine<br>195g/m²      | 21,10        | 27    |
|  | 22135-3-10  | Weiss      | 3/4 | Damenkasack<br>RL. 76 cm                 | 34 - 46  | 65%PES 35%CO Gabardine<br>210 g/m²          | 26,20        | 24    |
|  | 22150-2-10  | Weiss      | 1/2 | Damenkasack<br>RL. 78cm                  | 34 - 52  | 65%PES 35%CO Gabardine<br>210 g/m²          | 23,40        | 25    |
|  | 22170-2-10  | Weiss      | 1/2 | Damenkasack<br>RL. 74cm                  | 34 - 46  | 65%PES 35%CO Gabardine<br>210 g/m²          | 25,20        | 25    |
|  | 22200-2-10  | Weiss      | 1/2 | Herrenkasack<br>RL. 74 cm                | S - XXL  | 65% PES 35% CO<br>Gabardine<br>210g/m²      | 22,30        | 48    |
|  | 22210-2-10  | Weiss      | 1/2 | Schlupfkasack Unisex<br>RL. 74 cm        | XS - XXL | 65% PES 35% CO<br>Gabardine<br>210g/m²      | 21,05        | 29+49 |

| Skizze  | Bestell-Nr. | Farbe          | Arm | Bezeichnung                              | Größen   | Material   | Preis<br>EUR | Seite |
|---|-------------|----------------|-----|--|----------|--|--------------|-------|
|    | 22210-2-28  | Marine         | 1/2 | Schlupfjasack Unisex<br>RL. 74 cm        | XS - XXL | 65% PES 35% CO<br>Gabardine<br>210g/m <sup>2</sup>     | 21,05        | 29+49 |
|    | 22210-2-66  | Peach-Orange   | 1/2 | Schlupfjasack Unisex<br>RL. 74 cm        | XS - XXL | 65% PES 35% CO<br>Gabardine<br>210g/m <sup>2</sup>     | 21,05        | 29+49 |
|    | 22804-2-65  | Weiss/Bordeaux | 1/2 | Damenkasack<br>RL. 75cm                  | XS - XXL | 65% PES 35% CO<br>Gabardine<br>210g/m <sup>2</sup>     | 21,90        | 28    |
|    | 22820-2-10  | Weiss          | 1/2 | Schlupfjasack<br>RL. 75cm                | XS - XXL | 65% PES 35% CO<br>Gabardine<br>210g/m <sup>2</sup>     | 16,80        | 29+50 |
|    | 22821-2-10  | Weiss          | 1/2 | Schlupfjasack<br>RL. 76cm                | XS - XXL | 65% PES 35% CO<br>Gabardine<br>210g/m <sup>2</sup>     | 16,80        | 29+50 |
|    | 22822-2-10  | Weiss          | 1/2 | Schlupfjasack<br>RL. 76cm                | XS - XXL | 65% PES 35% CO<br>Gabardine<br>210g/m <sup>2</sup>     | 19,30        | 29+50 |
|    | 22824-2-21  | Weiss/Hellblau | 1/2 | Schlupfjasack<br>RL. 75cm                | XS - XXL | 65% PES 35% CO<br>Gabardine<br>210g/m <sup>2</sup>     | 19,10        | 29+50 |
|    | 22824-2-65  | Weiss/Bordeaux | 1/2 | Schlupfjasack<br>RL. 75cm                | XS - XXL | 65% PES 35% CO<br>Gabardine<br>210g/m <sup>2</sup>     | 19,10        | 29+50 |
|    | 22826-2-10  | Weiss          | 1/2 | Unisexkasack<br>RL. 80cm                 | XS - XXL | 65% PES 35% CO<br>Gabardine<br>210g/m <sup>2</sup>     | 23,05        | 27+48 |
|    | 23119-2-10  | Weiss          | 1/2 | Damenkasack<br>RL. 75 cm                 | 34 - 48  | 50% CO 50% PES<br>Gabardine<br>215g/m <sup>2</sup>     | 23,90        | 23    |
|   | 23141-2-10  | Weiss          | 1/2 | Damenkasack<br>BASIC FIT<br>RL. 74 cm    | 34 - 48  | 50% CO 50% PES<br>Gabardine<br>215g/m <sup>2</sup>     | 24,65        | 23    |
|  | 23174-1-10  | Weiss          | 1/1 | Damenkasack<br>RL. 90 cm                 | 34 - 52  | 50% CO 50% PES<br>Gabardine<br>215g/m <sup>2</sup>     | 24,60        | 24    |
|  | 23174-2-10  | Weiss          | 1/2 | Damenkasack<br>RL. 90 cm                 | 34 - 52  | 50% CO 50% PES<br>Gabardine<br>215g/m <sup>2</sup>     | 23,60        | 24    |
|  | 23176-2-10  | Weiss          | 1/2 | Damenkasack<br>RL. 78 cm                 | 36 - 48  | 50% CO 50% PES<br>Gabardine<br>215g/m <sup>2</sup>     | 26,35        | 23    |
|  | 23217-2-10  | Weiss          | 1/2 | Herrenkasack<br>RL. 80 cm                | XS - 3XL | 50% CO 50% PES<br>Gabardine<br>215g/m <sup>2</sup>     | 22,90        | 48    |
|  | 28150-2-10  | Weiss          | 1/2 | Damenkasack<br>RL. 76 cm                 | 34 - 54  | 50% Tencel 50% PES<br>SATIN<br>215g/m <sup>2</sup>     | 27,20        | 22    |
|  | 28155-2-10  | Weiss          | 1/2 | Damenkasack<br>BASIC FIT<br>RL. 78 cm    | 34 - 52  | 50% Tencel 50% PES<br>Gabardine<br>230g/m <sup>2</sup> | 27,40        | 22    |
|  | 3003-3-10   | Weiss          | 3/4 | Damenkasack<br>RL. 74 cm                 | 34 - 48  | 100% CO - Gabardine<br>Sanfor 210 g/m <sup>2</sup>     | 26,10        | 36    |
|  | 3008-1-10   | Weiss          | 1/1 | Damenmantel<br>COMFORT FIT<br>RL. 114 cm | 34 - 56  | 100% CO - Gabardine<br>Sanfor 210 g/m <sup>2</sup>     | 27,20        | 45    |
|  | 3012-1-10   | Weiss          | 1/1 | Damenkasack<br>RL. 78 cm                 | 36 - 54  | 100% CO - Gabardine<br>Sanfor 210 g/m <sup>2</sup>     | 21,25        | 37    |
|  | 3012-2-10   | Weiss          | 1/2 | Damenkasack<br>RL. 78 cm                 | 36 - 54  | 100% CO - Gabardine<br>Sanfor 210 g/m <sup>2</sup>     | 20,35        | 37    |
|  | 3019-10     | Weiss          | -   | Schluphose<br>COMFORT FIT<br>Lg. 78 cm   | XS - XXL | 100% CO - Gabardine<br>Sanfor 210 g/m <sup>2</sup>     | 19,60        | 21    |

| Skizze  | Bestell-Nr. | Farbe | Arm | Bezeichnung  | Größen             | Material  | Preis<br>EUR | Seite |
|---|-------------|-------|-----|--|--------------------|---|--------------|-------|
|    | 3027-1-10   | Weiss | 1/1 | Damenkasack<br>COMFORT FIT<br>RL. 80cm                     | 34 - 52            | 100% CO - Gabardine<br>Sanfor 210 g/m <sup>2</sup>      | 22,90        | 37    |
|    | 3044-1-10   | Weiss | 1/1 | Damenkurzmantel<br>COMFORT FIT<br>RL. 100cm                | 34 - 48            | 100% CO - Gabardine<br>Sanfor 210 g/m <sup>2</sup>      | 25,60        | 45    |
|    | 3085-10     | Weiss | -   | Damenhose<br>Lg. 80 cm                                     | 34 - 48            | 100% CO - Gabardine<br>Sanfor 210 g/m <sup>2</sup>      | 24,65        | 17    |
|    | 3092-10     | Weiss | -   | Damenhose<br>BASIC FIT<br>Lg. 74 cm                        | 36 - 52            | 100% CO - Gabardine<br>Sanfor 210 g/m <sup>2</sup>      | 21,80        | 20    |
|    | 3096-1-10   | Weiss | 1/1 | Damenkurzmantel<br>COMFORT FIT<br>RL. 100cm                | 36 - 54            | 100% CO - Gabardine<br>Sanfor 210 g/m <sup>2</sup>      | 24,30        | 45    |
|    | 31100-1-10  | Weiss | 1/1 | Damenkurzmantel<br>BASIC FIT<br>RL. 100cm                  | 34 - 62            | 100% CO - Fein-Gabardine<br>Sanfor 190 g/m <sup>2</sup> | 21,30        | 44    |
|    | 31100-2-10  | Weiss | 1/2 | Damenkurzmantel<br>BASIC FIT<br>RL. 100cm                  | 34 - 52            | 100% CO - Fein-Gabardine<br>Sanfor 190 g/m <sup>2</sup> | 20,30        | 44    |
|    | 31101-1-10  | Weiss | 1/1 | Damenkurzmantel<br>RL. 95cm                                | 34 - 48            | 100% CO - Gabardine<br>Sanfor 210 g/m <sup>2</sup>      | 30,15        | 41    |
|    | 31101-2-10  | Weiss | 1/2 | Damenkurzmantel<br>RL. 95cm                                | 34 - 48            | 100% CO - Gabardine<br>Sanfor 210 g/m <sup>2</sup>      | 29,25        | 41    |
|   | 31102/1-10  | Weiss | 1/1 | Damenkurzmantel<br>RL. 100cm                               | 34 - 52            | 100% CO - Gabardine<br>Sanfor 210 g/m <sup>2</sup>      | 26,90        | 41    |
|  | 31103-1-10  | Weiss | 1/1 | Damenkurzmantel<br>BASIC FIT<br>RL. 100cm                  | 34 - 50            | 100% CO - Gabardine<br>Sanfor 210 g/m <sup>2</sup>      | 27,20        | 42    |
|  | 31105-1-10  | Weiss | 1/1 | Damenmantel<br>COMFORT FIT<br>RL. 100cm                    | 34 - 48            | 100% CO - Gabardine<br>Sanfor 210 g/m <sup>2</sup>      | 20,55        | 40    |
|  | 31105-8-10  | Weiss | 1/1 | Damenmantel<br>COMFORT FIT<br>Ärmel extralang<br>RL. 100cm | 34 - 48            | 100% CO - Gabardine<br>Sanfor 210 g/m <sup>2</sup>      | 24,15        | 40    |
|  | 31108-1-10  | Weiss | 1/1 | Damenkurzmantel<br>BASIC FIT<br>RL. 100cm                  | 34 - 50            | 100% CO - Gabardine<br>Sanfor 210 g/m <sup>2</sup>      | 25,95        | 41    |
|  | 31114-1-10  | Weiss | 1/1 | Damenmantel<br>RL. 100cm                                   | 34 - 52            | 100% CO - Gabardine<br>Sanfor 210 g/m <sup>2</sup>      | 25,70        | 42    |
|  | 31120-1-10  | Weiss | 1/1 | Damenmantel<br>COMFORT FIT<br>RL. 100cm                    | 30 - 56            | 100% CO - Fein-Gabardine<br>Sanfor 190 g/m <sup>2</sup> | 20,60        | 43    |
|  | 31120-2-10  | Weiss | 1/2 | Damenmantel<br>COMFORT FIT<br>RL. 100cm                    | 34 - 56            | 100% CO - Fein-Gabardine<br>Sanfor 190 g/m <sup>2</sup> | 19,80        | 43    |
|  | 31173-1-10  | Weiss | 1/1 | Damenmantel<br>RL. 100cm                                   | 34 - 52            | 100% CO - Gabardine<br>Sanfor 210 g/m <sup>2</sup>      | 26,10        | 40    |
|  | 31200-1-10  | Weiss | 1/1 | Herrenmantel<br>RL. 112cm                                  | 44 - 64 , 94 - 110 | 100% CO Soft Twill<br>Sanfor 220 g/m <sup>2</sup>       | 27,40        | 47    |
|  | 31201-1-10  | Weiss | 1/1 | Herrenkurzmantel<br>RL. 96 cm                              | 44 - 60            | 100% CO Soft Twill<br>Sanfor 220 g/m <sup>2</sup>       | 25,20        | 47    |
|  | 31202-1-10  | Weiss | 1/1 | Herrenmantel 1/1 Lang<br>RL. 114 cm                        | 44 - 64 , 94 - 110 | 100% CO Soft Twill<br>Sanfor 220 g/m <sup>2</sup>       | 27,40        | 47    |
|  | 31203-1-10  | Weiss | 1/1 | Herrenkurzmantel<br>RL. 96 cm                              | 44 - 58            | 100% CO Soft Twill<br>Sanfor 220 g/m <sup>2</sup>       | 25,70        | 47    |

| Skizze  | Bestell-Nr. | Farbe      | Arm | Bezeichnung                              | Größen   | Material   | Preis<br>EUR | Seite |
|---|-------------|------------|-----|--|----------|--|--------------|-------|
|    | 31220-1-10  | Weiss      | 1/1 | Herrenmantel<br>RL. 100cm                | 44 - 62  | 100% CO - Fein-Gabardine<br>Sanfor 190 g/m <sup>2</sup>        | 20,60        | 48    |
|    | 32820-1-10  | Weiss      | 1/2 | Damenkurzmantel<br>SLIM FIT<br>RL. 100cm | 34 - 48  | 65%PES 35%CO<br>Gabardine<br>215g/m <sup>2</sup>               | 20,60        | 39    |
|    | 33126-1-10  | Weiss      | 1/1 | Damenkurzmantel<br>RL 100 cm             | 34 - 46  | 50% CO 50% PES<br>Gabardine<br>215g/m <sup>2</sup>             | 26,20        | 39    |
|    | 38118-1-10  | Weiss      | 1/1 | Damenmantel<br>BASIC FIT<br>RL. 100cm    | 34 - 52  | 50% CLY-TENCEL<br>50% TREVIRA PES<br>Twill 230g/m <sup>2</sup> | 34,50        | 38    |
|    | 41202-2-10  | Weiss      | 1/2 | Herrenhemd                               | S - XXL  | 100% CO Panama Sanfor<br>165 g/m <sup>2</sup>                  | 24,40        | 56    |
|    | 41604-1-10  | Weiss      | 1/1 | Bluse                                    | 34 - 50  | 100% CO Popeline<br>130 g/m <sup>2</sup>                       | 25,20        | 11    |
|    | 44120-2-10  | Weiss      | 1/2 | Damenshirt                               | XS - XXL | 65% CO 35% Tactel<br>Feinfutter 200 g/m <sup>2</sup>           | 17,20        | 6     |
|    | 44138-2-28  | Marine     | 1/2 | Damenshirt                               | XS - XXL | 50%CO 50%PES-Trevira<br>Waffelsweat 217 g/m <sup>2</sup>       | 26,90        | 5     |
|    | 44138-2-65  | Bordeaux   | 1/2 | Damenshirt                               | XS - XXL | 50%CO 50%PES-Trevira<br>Waffelsweat 217 g/m <sup>2</sup>       | 26,90        | 5     |
|   | 44140-1-10  | Weiss      | 1/1 | Body-Shirt                               | XS - XXL | 93% CO Compact<br>7% Lycra<br>140g/m <sup>2</sup>              | 16,05        | 8     |
|  | 44140-1-95  | Schwarz    | 1/1 | Body-Shirt                               | XS - XXL | 93% CO Compact<br>7% Lycra<br>140g/m <sup>2</sup>              | 16,05        | 8     |
|  | 44140-2-10  | Weiss      | 1/2 | Body-Shirt                               | XS - XXL | 93% CO Compact<br>7% Lycra 140g/m <sup>2</sup>                 | 14,25        | 8     |
|  | 44140-2-95  | Schwarz    | 1/2 | Body-Shirt                               | XS - XXL | 93% CO Compact<br>7% Lycra<br>140g/m <sup>2</sup>              | 14,25        | 8     |
|  | 44141-2-10  | Weiss      | 1/2 | Damenshirt                               | XS - XXL | 65% CO 35% Tactel<br>Feinfutter 200 g/m <sup>2</sup>           | 23,55        | 6     |
|  | 44144-1-10  | Weiss      | 1/1 | Body-Shirt                               | XS - XXL | 97% CO 3% Lycra<br>135g/m <sup>2</sup>                         | 13,90        | 8     |
|  | 44144-1-95  | Schwarz    | 1/1 | Body-Shirt                               | XS - XXL | 97% CO 3% Lycra<br>135g/m <sup>2</sup>                         | 13,90        | 8     |
|  | 44144-2-10  | Weiss      | 1/2 | Body-Shirt                               | XS - XXL | 97% CO 3% Lycra<br>135g/m <sup>2</sup>                         | 13,20        | 8     |
|  | 44144-2-95  | Schwarz    | 1/2 | Body-Shirt                               | XS - XXL | 97% CO 3% Lycra<br>135g/m <sup>2</sup>                         | 13,20        | 8     |
|  | 44146-2-10  | Weiss      | 1/2 | Damenshirt                               | XS - XXL | 50%CO 50%PES-Trevira<br>Waffelsweat 217 g/m <sup>2</sup>       | 22,10        | 7     |
|  | 44148-1-10  | Weiss      | 1/2 | Damenpoloshirt                           | XS - XXL | 50% CO 50% PES<br>Soft-Piqué 175g/m <sup>2</sup>               | 16,80        | 4     |
|  | 44148-2-10  | Weiss      | 1/2 | Damenpoloshirt                           | XS - XXL | 50% CO 50% PES<br>Soft-Piqué 175g/m <sup>2</sup>               | 15,20        | 4     |
|  | 44148/1-21  | Mittelblau | 1/2 | Damenpoloshirt                           | XS - XXL | 50% CO 50% PES<br>Soft-Piqué 175g/m <sup>2</sup>               | 19,60        | 4     |

| Skizze  | Bestell-Nr. | Farbe      | Arm | Bezeichnung             | Größen   | Material   | Preis<br>EUR | Seite |
|---|-------------|------------|-----|-------------------------|----------|--|--------------|-------|
|    | 44148/2-21  | Mittelblau | 1/2 | Damenpoloshirt          | XS - XXL | 50% CO 50% PES<br>Soft-Piqué 175g/m <sup>2</sup> | 16,70        | 4     |
|    | 44148-1-28  | Marine     | 1/1 | Damenpoloshirt          | XS - XXL | 50% CO 50% PES<br>Soft-Piqué 175g/m <sup>2</sup> | 19,60        | 4     |
|    | 44148-2-28  | Marine     | 1/2 | Damenpoloshirt          | XS - XXL | 50% CO 50% PES<br>Soft-Piqué 175g/m <sup>2</sup> | 16,70        | 4     |
|    | 44148-1-61  | Apricot    | 1/1 | Damenpoloshirt          | XS - XXL | 50% CO 50% PES<br>Soft-Piqué 175g/m <sup>2</sup> | 19,60        | 4     |
|    | 44148-2-61  | Apricot    | 1/2 | Damenpoloshirt          | XS - XXL | 50% CO 50% PES<br>Soft-Piqué 175g/m <sup>2</sup> | 16,70        | 4     |
|    | 44148-1-65  | Bordeaux   | 1/1 | Damenpoloshirt          | XS - XXL | 50% CO 50% PES<br>Soft-Piqué 175g/m <sup>2</sup> | 19,60        | 4     |
|    | 44148-2-65  | Bordeaux   | 1/2 | Damenpoloshirt          | XS - XXL | 50% CO 50% PES<br>Soft-Piqué 175g/m <sup>2</sup> | 16,70        | 4     |
|    | 44148-1-73  | Türkis     | 1/1 | Damenpoloshirt          | XS - XXL | 50% CO 50% PES<br>Soft-Piqué 175g/m <sup>2</sup> | 19,60        | 4     |
|    | 44148-2-73  | Türkis     | 1/2 | Damenpoloshirt          | XS - XXL | 50% CO 50% PES<br>Soft-Piqué 175g/m <sup>2</sup> | 16,70        | 4     |
|   | 44148-1-95  | Schwarz    | 1/1 | Damenpoloshirt          | XS - XXL | 50% CO 50% PES<br>Soft-Piqué 175g/m <sup>2</sup> | 19,60        | 4     |
|  | 44148-2-95  | Schwarz    | 1/2 | Damenpoloshirt          | XS - XXL | 50% CO 50% PES<br>Soft-Piqué 175g/m <sup>2</sup> | 16,70        | 4     |
|  | 44162-3-10  | Weiss      | 1/3 | Damenshirt<br>RL. 68 cm | XS - XXL | 50% CO 50% PES<br>Soft-Piqué 175g/m <sup>2</sup> | 20,80        | 7     |
|  | 44224-1-10  | Weiss      | 1/1 | Poloshirt               | XS - XXL | 50% CO 50% PES<br>Soft-Piqué 175g/m <sup>2</sup> | 17,20        | 54    |
|  | 44224-2-10  | Weiss      | 1/2 | Poloshirt               | XS - XXL | 50% CO 50% PES<br>Soft-Piqué 175g/m <sup>2</sup> | 15,50        | 54    |
|  | 44224-1-21  | Mittelblau | 1/1 | Poloshirt               | XS - XXL | 50% CO 50% PES<br>Soft-Piqué 175g/m <sup>2</sup> | 20,10        | 54    |
|  | 44224-2-21  | Mittelblau | 1/2 | Poloshirt               | XS - XXL | 50% CO 50% PES<br>Soft-Piqué 175g/m <sup>2</sup> | 17,20        | 54    |
|  | 44224-1-28  | Marine     | 1/1 | Poloshirt               | XS - XXL | 50% CO 50% PES<br>Soft-Piqué 175g/m <sup>2</sup> | 20,10        | 54    |
|  | 44224-2-28  | Marine     | 1/2 | Poloshirt               | XS - XXL | 50% CO 50% PES<br>Soft-Piqué 175g/m <sup>2</sup> | 17,20        | 54    |
|  | 44224-1-61  | Apricot    | 1/1 | Poloshirt               | XS - XXL | 50% CO 50% PES<br>Soft-Piqué 175g/m <sup>2</sup> | 20,10        | 54    |
|  | 44224-2-61  | Apricot    | 1/2 | Poloshirt               | XS - XXL | 50% CO 50% PES<br>Soft-Piqué 175g/m <sup>2</sup> | 17,20        | 54    |
|  | 44224-1-65  | Bordeaux   | 1/1 | Poloshirt               | XS - XXL | 50% CO 50% PES<br>Soft-Piqué 175g/m <sup>2</sup> | 20,10        | 54    |
|  | 44224-2-65  | Bordeaux   | 1/2 | Poloshirt               | XS - XXL | 50% CO 50% PES<br>Soft-Piqué 175g/m <sup>2</sup> | 17,20        | 54    |

| Skizze  | Bestell-Nr. | Farbe   | Arm | Bezeichnung                      | Größen                  | Material                               | Preis<br>EUR | Seite |
|---|-------------|---------|-----|----------------------------------|-------------------------|--|--------------|-------|
|    | 44224-1-73  | Türkis  | 1/1 | Poloshirt                        | XS - XXL                | 50% CO 50% PES<br>Soft-Piqué 175g/m²   | 20,10        | 54    |
|    | 44224-2-73  | Türkis  | 1/2 | Poloshirt                        | XS - XXL                | 50% CO 50% PES<br>Soft-Piqué 175g/m²   | 17,20        | 54    |
|    | 44224-1-95  | Schwarz | 1/1 | Poloshirt                        | XS - XXL                | 50% CO 50% PES<br>Soft-Piqué 175g/m²   | 20,10        | 54    |
|    | 44224-2-95  | Schwarz | 1/2 | Poloshirt                        | XS - XXL                | 50% CO 50% PES<br>Soft-Piqué 175g/m²   | 17,20        | 54    |
|    | 44230-2-10  | Weiss   | 1/2 | Basic T-Shirt<br>RL. 74 cm bei L | S - XXL                 | 50% CO 50% PES<br>Soft-Piqué 175g/m²   | 11,60        | 54    |
|    | 44230-2-95  | Schwarz | 1/2 | Basic T-Shirt<br>RL. 74 cm bei L | S - XXL                 | 50% CO 50% PES<br>Soft-Piqué 175g/m²   | 13,20        | 54    |
|    | 44245-2-10  | Weiss   | 1/2 | Basic T-Shirt<br>RL. 74 cm bei L | S - XXL                 | 50% CO 50% PES<br>Soft-Piqué 175g/m²   | 11,60        | 54    |
|    | 44245-2-95  | Schwarz | 1/2 | Basic T-Shirt<br>RL. 74 cm bei L | S - XXL                 | 50% CO 50% PES<br>Soft-Piqué 175g/m²   | 13,20        | 54    |
|    | 45655-1-10  | Weiss   | 1/1 | Herrenhemd<br>RL. 78 cm          | XS - XXL                | 48% PES 47% CO 5% EOL<br>125g/m²       | 27,90        | 56    |
|  | 45655-1-95  | Schwarz | 1/1 | Herrenhemd<br>RL. 78 cm          | XS - XXL                | 48% PES 47% CO 5% EOL<br>125g/m²       | 29,40        | 56    |
|  | 45655-2-10  | Weiss   | 1/2 | Herrenhemd<br>RL. 78 cm          | XS - XXL                | 48% PES 47% CO 5% EOL<br>125g/m²       | 25,10        | 56    |
|  | 45655-2-95  | Schwarz | 1/2 | Herrenhemd<br>RL. 78 cm          | XS - XXL                | 48% PES 47% CO 5% EOL<br>125g/m²       | 26,60        | 56    |
|  | 45660-1-10  | Weiss   | 1/1 | Damenbluse<br>RL. 65 cm          | 34 - 52                 | 48% PES 47% CO 5% EOL<br>125g/m²       | 27,90        | 10    |
|  | 45660-1-95  | Schwarz | 1/1 | Damenbluse<br>RL. 65 cm          | 34 - 52                 | 48% PES 47% CO 5% EOL<br>125g/m²       | 30,00        | 10    |
|  | 45660-2-10  | Weiss   | 1/2 | Damenbluse<br>RL. 65 cm          | 34 - 52                 | 48% PES 47% CO 5% EOL<br>125g/m²       | 25,85        | 10    |
|  | 45660-2-95  | Schwarz | 1/2 | Damenbluse<br>RL. 65 cm          | 34 - 52                 | 48% PES 47% CO 5% EOL<br>125g/m²       | 27,90        | 10    |
|  | 45660-3-10  | Weiss   | 3/4 | Damenbluse<br>RL. 65 cm          | 34 - 52                 | 48% PES 47% CO 5% EOL<br>125g/m²       | 26,35        | 10    |
|  | 45660-3-95  | Schwarz | 3/4 | Damenbluse<br>RL. 65 cm          | 34 - 52                 | 48% PES 47% CO 5% EOL<br>125g/m²       | 28,40        | 10    |
|  | 57138-1     | Weiss   | 1/1 | Damen-Fleecejacke<br>RL. 65 cm   | XS - XXL                | 100% PES Actifleece<br>200g/m²         | 34,20        | 9     |
|  | 57200-1     | Weiss   | 1/1 | Fleece-Jacke                     | XS - XXL                | 100% PES Actifleece<br>200g/m²         | 30,50        | 9+55  |
|  | 6612-1-10   | Weiss   | 1/1 | Herren-Eppendorfer<br>RL. 120cm  | 46 - 60, 102 - 110      | 100% CO Twill<br>Sanfor 220 g/m²       | 44,40        | 46    |
|  | 6692-10     | Weiss   | -   | Herrenhose<br>Lg. 82cm           | 44-70, 24-28,<br>90-110 | 100% CO - Gabardine<br>Sanfor 210 g/m² | 21,10        | 53    |

| Skizze  | Bestell-Nr.      | Farbe | Arm | Bezeichnung                             | Größen        | Material   | Preis<br>EUR | Seite          |
|---|------------------|-------|-----|---|---------------|--|--------------|----------------|
|  | <b>7574-10</b>   | Weiss | -   | Damenhose<br>Lg. 80cm                   | 34 - 62       | 100% CO - Gabardine<br>Sanfor 210 g/m <sup>2</sup> | 20,60        | 20             |
|  | <b>80414-10</b>  | Weiss | -   | Wendegürtel                             | Einheitsgröße | Echtleder  | 12,20        | 14+17<br>51+52 |
|  | <b>8054-1-10</b> | Weiss | 1/1 | Damen-Eppendorfer<br>RL. 120cm          | 36 - 46       | 100% CO Soft Twill<br>Sanfor 220 g/m <sup>2</sup>  | 37,80        | 46             |
|  | <b>8536-1-10</b> | Weiss | 1/1 | Damenmantel<br>COMFORT FIT<br>RL. 112cm | 34 - 56       | 100% CO - Gabardine<br>Sanfor 210 g/m <sup>2</sup> | 21,85        | 43             |